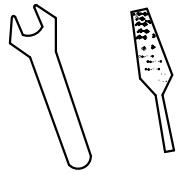
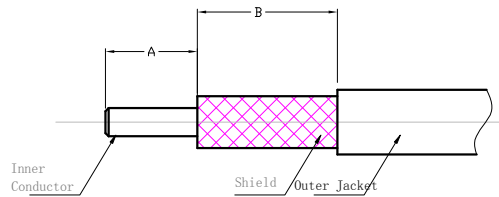


Assembly Tools



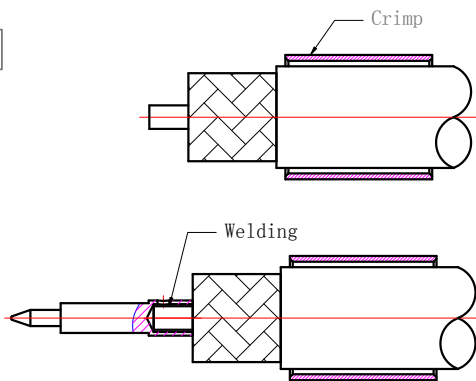
描述 (Description)	1. 剥线机 (Stripping machine)
------------------	----------------------------

Cable trim Dimensions



电缆型号 (Cable Type)	A	B
KSR400	3	13

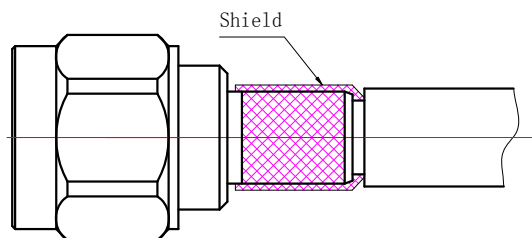
1




Peel off the cable as shown in the picture
Thread the crimping tube onto the cable

Welding inner conductor

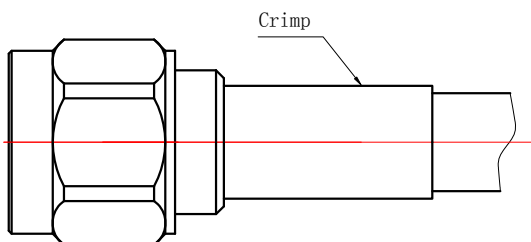
2



Push the above components into the main body, trim the shielding layer, and push up the crimping tube



3



Insert the crimping tube into the shell and use a clamping tool to clamp the square (recommended clamping size 10.5)



clamping tool

