



常州金信诺凤市通信有限公司


SMAM Connectors for KSR195 Coaxial cable

SMAM 型配接 KSR195 电缆连接器

SMAM-KSR195 Connector

SMAM-KSR195 连接器

零部件清单 /Parts list



1、连接器主体
Connector body



2、内导体
Inner Conductor



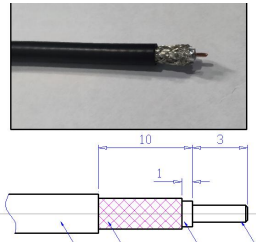
3、绝缘垫
Insulator



4、压接管
Crimp

安装步骤:

Assembly Steps



1 按剥线尺寸，用剥线机剥线，并整理电缆屏蔽层。

According to the wire stripping size, use a wire stripping Machine to strip the wire and organize the cable shielding layer

2 将压接管“4”穿在电缆上。

Slide the crimp “4” onto the cable.




3 将绝缘垫“3”套在芯线上，并将内导体“2”用
电阻焊焊接到芯线上。

Slide Insulator “3” onto the Core wire, And weld the inner conductor "2" to the core wire with resistance welding.




4 将电缆插入主体“1”中。

Insert the cable into the main body "1".



5 将压接管“4”套入主体上。

Slide the crimp “4” onto body “1”.



6 用压接工装将压接管压方，推荐夹方尺寸 5.9mm。

Use a crimp tool to press the crimping tube onto the square.crimp tool with 5.9mm hex dies



7.装接完成。

Finish assembly