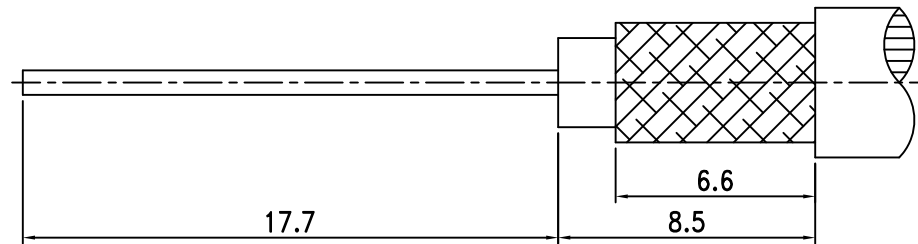
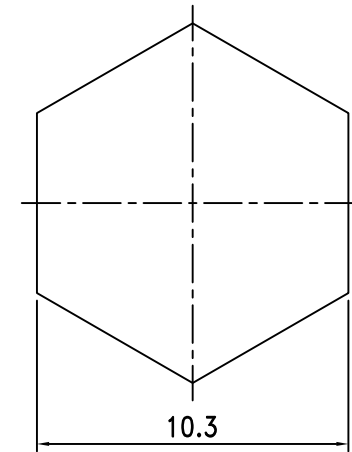


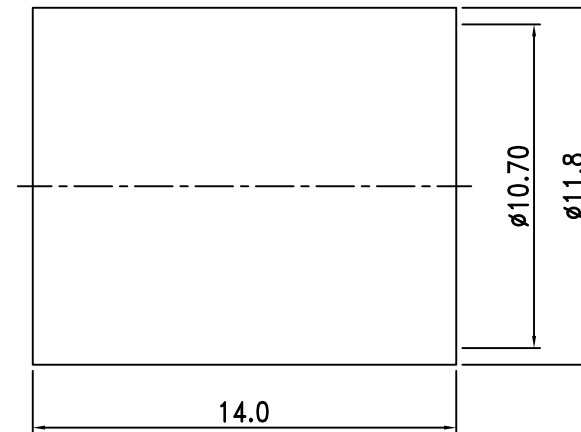
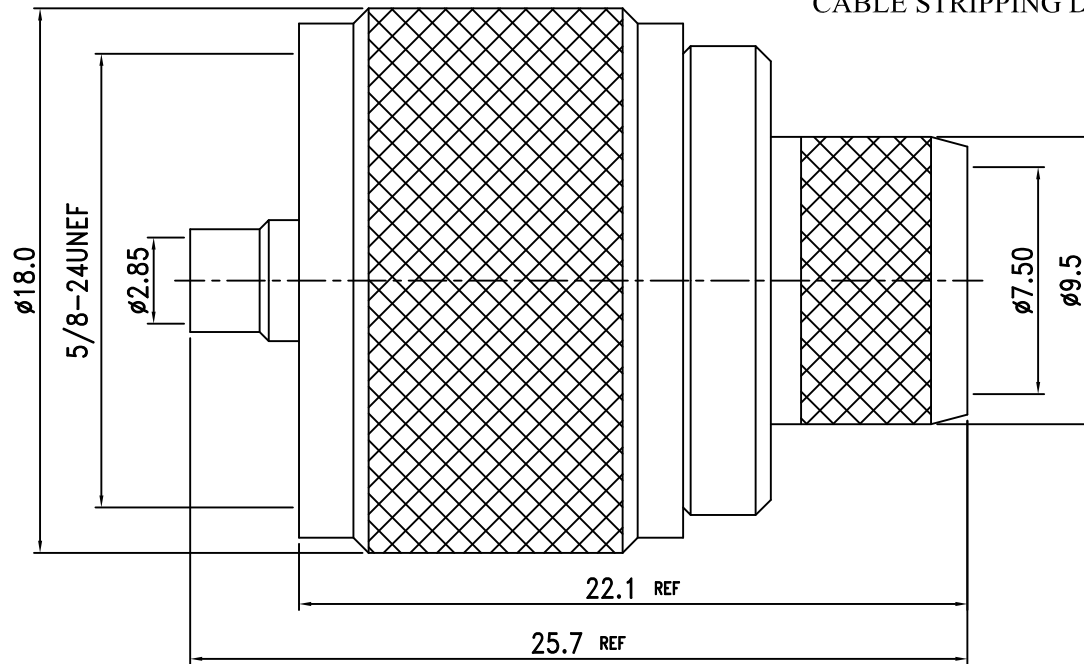
| Electrical Characteristics | |
|---------------------------------|-------------|
| Cable or Adaptor | LMR400 |
| Impedance | 50 Ω |
| Frequency Range | DC - 1 GHz |
| V.S.W.R. | ≤ 1.30 |
| Working Voltage | ≤ 750 Vrms |
| Dielectric Withstanding Voltage | ≤ 1500 Vrms |
| | |



RECOMMENDED
CABLE STRIPPING DIM'S



RECOMMENDED
CRIMPING TOOL SIZE



ROHS
COMPLIANT

| 7. | Ferrule | Brass | 1 | Nickel |
|-----|----------------|----------|-------|--------|
| 6. | Shell | Brass | 1 | Nickel |
| 5. | Retaining Ring | Brass | 1 | Nickel |
| 4. | Insulation | PTFE | 1 | White |
| 3. | Insulation | PTFE | 1 | White |
| 2. | Pin | Brass | 1 | Gold |
| 1. | Body | Brass | 1 | Nickel |
| NO. | DESCRIPTION | MATERIAL | Q' TY | FINISH |

| | | |
|------------|-------------|-------|
| 繪圖DRAWN | SCALE | UNITS |
| Jenny | 比例 4:1 | 單位 mm |
| 審核CHECKED | 公差TOLERANCE | |
| Peter | .X | ±0.2 |
| 主管APPROVAL | .XX | ±0.1 |
| | .XXX | ±0.05 |
| Peter | ANGLE | ±0.5° |



夏尼有限公司
SHINING PRECISION CO., LTD

| | | |
|-------------|----------------------------------|------------|
| 圖名 TITLE | UHF-03T-TGN For Cable LMR-400 | |
| 版次REV. | 電腦圖檔CAD FILE | 日期DATE |
| A | C:/SHINING/UHF-PARTS/UHF-03T.DWG | 2005.05.24 |