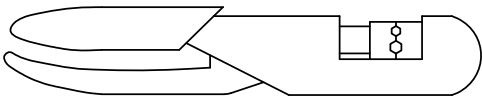


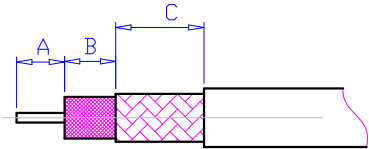
电缆安装说明 (Cable Assembly Instructions)

NF straight type connectors for flexible cable

Assembly Tools

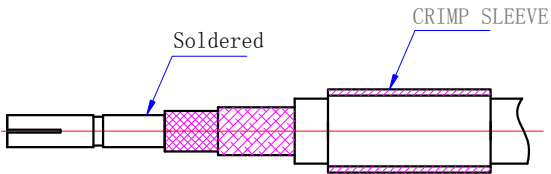


描述 (Description)	1. Peeling knife
	2. Pinchers
	3. Soldering tod
	4. Knife



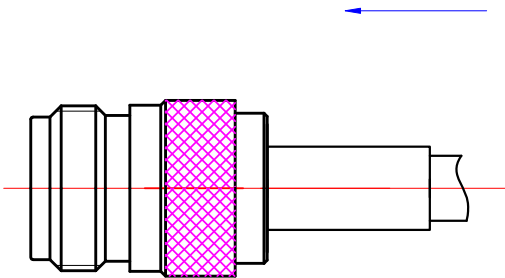
Cable Type	A	B	C
KSR400	5	4.5	11

1



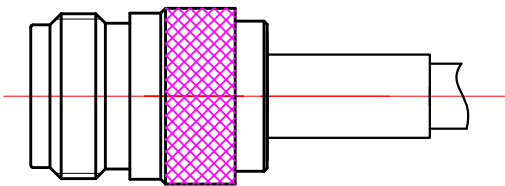
Strip the cable as picture put crimp sleeve on cable.  
Solder the center contact to core wire.

2



Push above patrs to the body in place.  
Trim shielding braids and cover it to crimp sleeve.

3



Crimp the crimp sleeve with crimp tool.  
Crimp tool with 10.4mm hex dies.