



常州金信诺凤市通信有限公司


SMAM Connectors for 670/141 Coaxial cable

SMAM 型配接 670/141 电缆连接器

SMAM-670/141 Connector


SMAM-670/141 连接器

零部件清单 /Parts list



1

1、连接器主体
Connector body

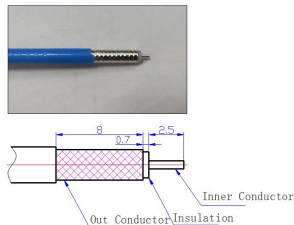


2

2、内导体
Inner Conductor

安装步骤:

Assembly Steps




1 按剥线尺寸，用剥线机剥线。

According to the wire stripping size, use a wire stripping Machine to strip the wire and organize the cable shielding layer.

2 将内导体“2”用电阻焊焊接到芯线上。

Weld the inner conductor "2" to the core wire using resistance welding.



3 将电缆插入主体“1”中，并用感应焊焊接。

Insert the cable into the main body "1" and weld it with induction welding.