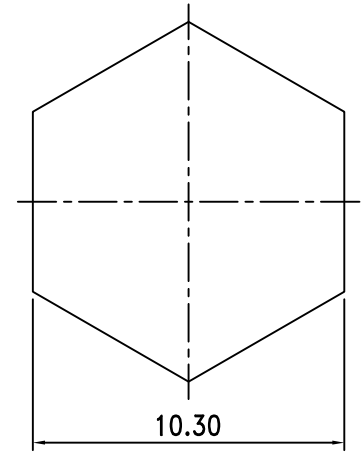
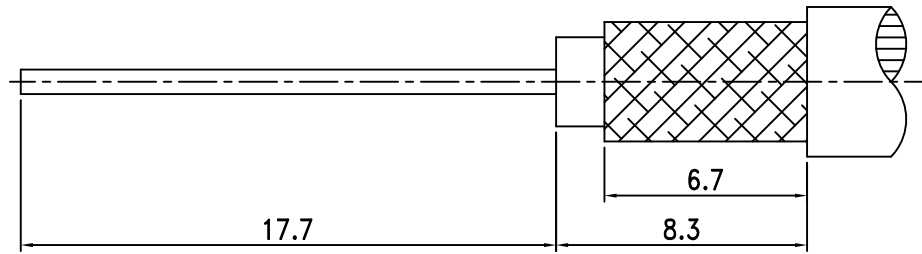
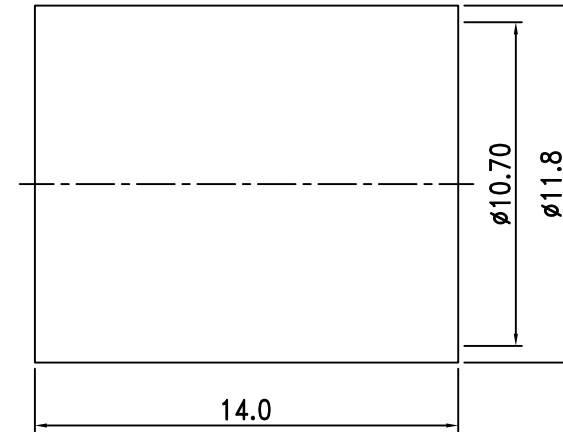
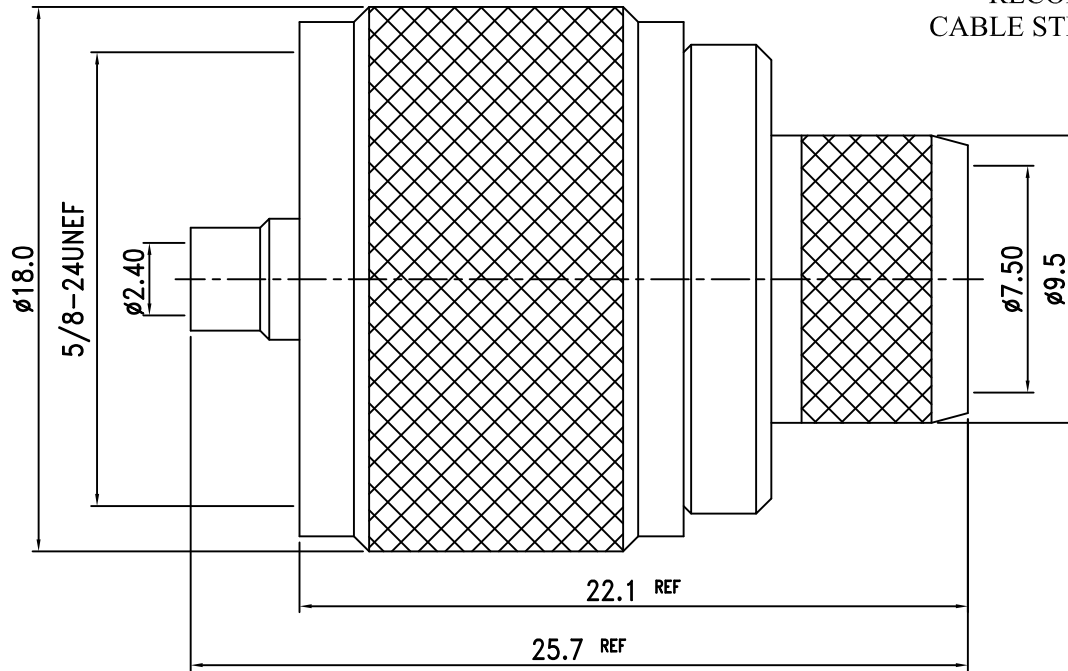


Electrical Characteristics	
Cable or Adaptor	RG213
Impedance	50 $\Omega$
Frequency Range	DC - 1 GHz
V.S.W.R.	$\leq 1.30$
Working Voltage	$\leq 750$ Vrms
Dielectric Withstanding Voltage	$\leq 1500$ Vrms



RECOMMENDED  
CABLE STRIPPING DIM'S

RECOMMENDED  
CRIMPING TOOL SIZE



7.	Ferrule	Brass	1	Nickel
6.	Shell	Brass	1	Nickel
5.	Retaining Ring	Brass	1	None
4.	Insulation	PTFE	1	White
3.	Insulation	PTFE	1	White
2.	Pin	Brass	1	Gold
1.	Body	Brass	1	Nickel
NO.	DESCRIPTION	MATERIAL	Q' TY	FINISH

繪圖DRAWN	SCALE	UNITS
Jenny	比例 4:1	單位 mm
審核CHECKED	公差TOLERANCE	
Peter	.X	$\pm 0.2$
主管APPROVAL	.XX	$\pm 0.1$
Peter	.XXX	$\pm 0.05$
	ANGLE	$\pm 0.5^\circ$



夏尼有限公司  
SHINING PRECISION CO., LTD

圖名 TITLE	UHF-03B-TGN For Cable RG213U	
版次REV.	電腦圖檔CAD FILE	日期DATE
A	C:/SHINING/UHF-PARTS/UHF-03B.DWG	2005.06.07