



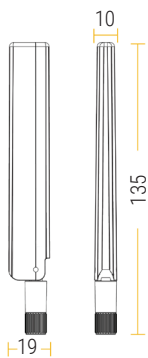
Cel-Fi™ HP Whip Antenna

Smart Cellular Coverage

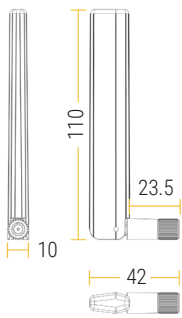


Model Number:

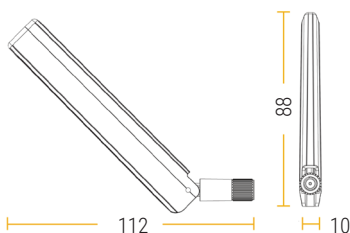
A21-100-100



Straight Position



Right Angle Position



45° Angle Position

FEATURES

- Cellular / LTE
- 698–960 MHz
- 1710–2700 MHz
- 3G / 4G / LTE
- 1.5 - 2.9 dBi gain
- Indoor / Outdoor
- SMA-Male connector
- Hinged connector
- 135×19×10 mm
- White

BENEFITS

- High Performance
- Ultra Wide Band
- Ground Plane Independent

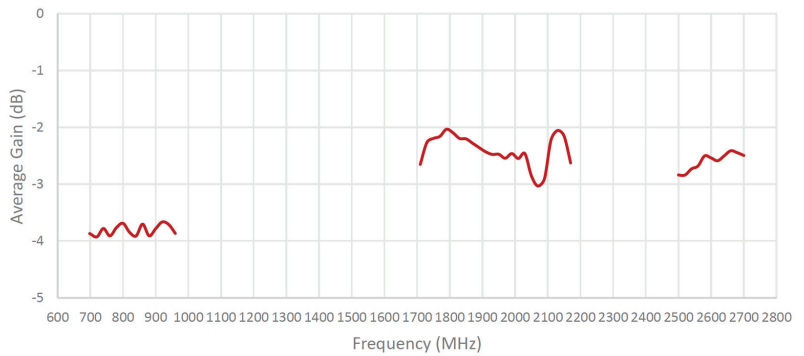
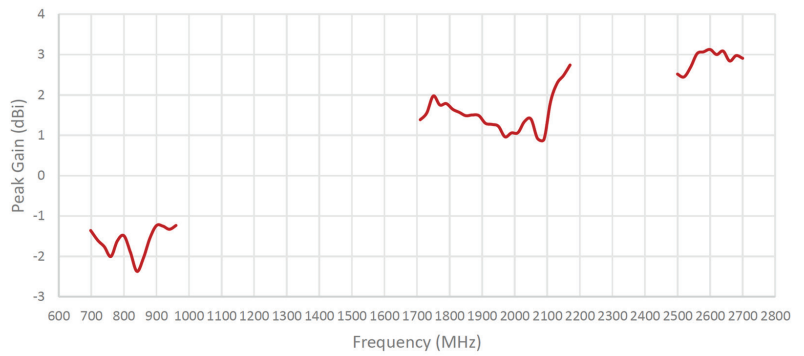
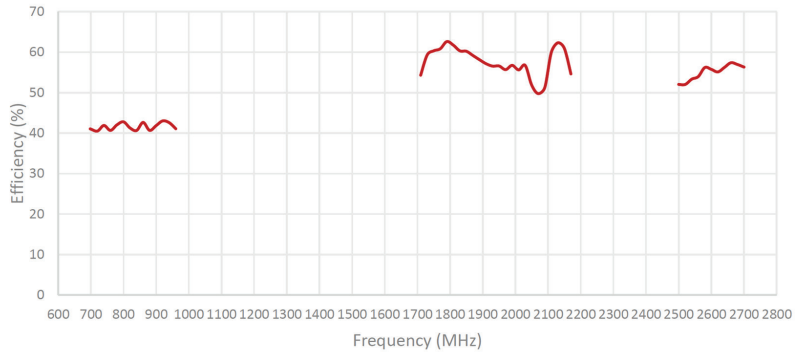
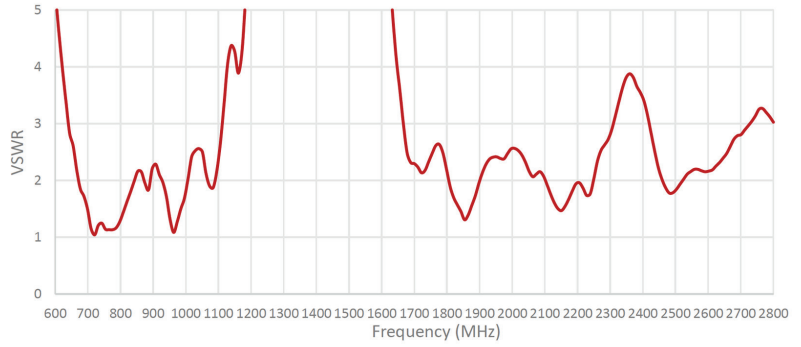
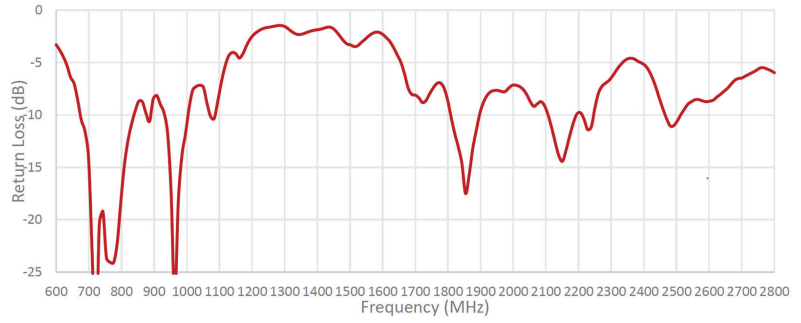
ANTENNA AND ELECTRICAL SPECIFICATIONS

| Parameters | 2G, 3G and 4G | | |
|-------------------|------------------|---------------------|-----------|
| Standards | 2G, 3G and 4G | | |
| Technologies | Cellular | | |
| Band (MHz) | 700/850/900 | 1700/1800/1900/2100 | 2600 |
| Frequency (MHz) | 698–960 | 1710–2170 | 2500–2700 |
| Return Loss (dB) | ~ -16.0 | ~ -9.8 | ~ -8.3 |
| VSWR | ~ 1.6:1 | ~ 2.1:1 | ~ 2.3:1 |
| Efficiency (%) | ~ 41.6 | ~ 57.6 | ~ 55 |
| Peak Gain (dBi) | ~ -1.6 | ~ 1.5 | ~ 2.9 |
| Average Gain (dB) | ~ -3.8 | ~ -2.4 | ~ -2.6 |
| Impedance | 50 Ohm | | |
| Polarisation | Linear | | |
| Radiation Pattern | Omni-Directional | | |
| Max. Input Power | 25W | | |
| Connector Type | SMA-Male | | |

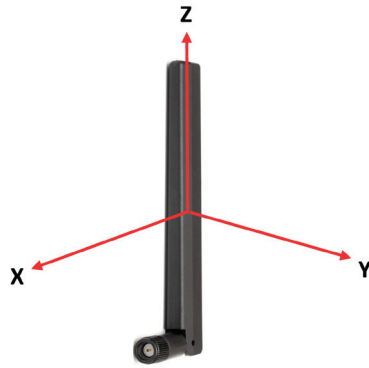
MECHANICAL AND ENVIRONMENTAL SPECIFICATIONS

| Specifications | |
|-----------------------|------------------|
| Mounting Type | Connector Mount |
| Dimensions | 135×19×10 mm |
| Radome | PC/ABS UV Stable |
| Radome color | White |
| Connector Feature | Hinged |
| Operating Temperature | -40°C to +85°C |
| Storage Temperature | -40°C to +85°C |
| Substance Compliance | RoHS |

ANTENNA PARAMETERS



ANTENNA PATTERNS



Radial pattern reference

